

**Description:**

Wall lamp. Aluminum, with a polycarbonate shade and direct light (1L), indirect light (1L) or both (2L). Available in several finishes: matte grey, satin white, satin black, or oak veneer. Fluorescent or LED. A version featuring two "on" settings is available. Other finishes and dimmer version on request.

**Materials:**


Aluminum.

**Certifications:**

IP20

120V

## MARC W70 (1L) LED

**Light source:**

**LED** LED 10,5W 1670lm 450mA 3000K CRI>80  
120V

**Weight :**

Net kg: 2.1

Gross kg: 3.0


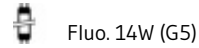
**Packaging:**

N. packages: 1

Volumen m3: 0.012

Dimensions cm: 11.5x13x83

## MARC W70 (1L) FLUO

**Light source:**

Fluo. 14W (G5)

**Weight :**

Net kg: 2.1

Gross kg: 3.0


**Packaging:**

N. packages: 1

Volumen m3: 0.012

Dimensions cm: 11.5x13x83

## MARC W70 (2L) LED

**Light source:****LED** LED 2 x 10,5 3340lm 450mA  
3000K CRI>80 120V**Weight :**

Net kg: 2.2

Gross kg: 2.7


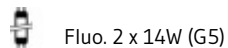
**Packaging:**

N. packages: 1

Volumen m3: 0.012

Dimensions cm: 11.5x13x83

## MARC W70 (2L) FLUO

**Light source:****Weight :**

Net kg: 2.2

Gross kg: 2.7


**Packaging:**

N. packages: 1

Volumen m3: 0.012

Dimensions cm: 11.5x13x83

## MARC W130 (1L) LED

**Light source:****LED** LED 21W 3340lm 450mA 3000K CRI>80  
120V**Weight :**

Net kg: 3.8

Gross kg: 4.6



**Packaging:**

N. packages: 1

Volumen m3: 0.023

Dimensions cm: 145x15x11

## MARC W130 (1L) FLUO

**Light source:**

Fluo. 28W (G5)

**Weight :**

Net kg: 3.8

Gross kg: 4.6


**Packaging:**

N. packages: 1

Volumen m3: 0.023

Dimensions cm: 145x15x11

## MARC W130 (2L) LED

**Light source:****LED** LED 2 x 21W 6680lm 450mA  
3000K CRI>80 120V**Weight :**

Net kg: 3.5

Gross kg: 4.5


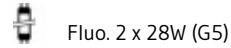
**Packaging:**

N. packages: 1

Volumen m3: 0.023

Dimensions cm: 11.5x14x142

## MARC W130 (2L) FLUO

**Light source:**

Fluo. 2 x 28W (G5)

**Weight :**

Net kg: 3.5

Gross kg: 4.5


**Packaging:**

N. packages: 1

Volumen m3: 0.023

Dimensions cm: 11.5x14x142

## MARC W160 (1L) LED

**Light source:****LED** LED 26,2W 4180lm 450mA  
3000K CRI>80 120V**Weight :**

Net kg: 4.4

Gross kg: 5.4

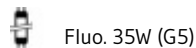
**Packaging:**

N. packages: 1

Volumen m3: 0.030

Dimensions cm: 185x15x11

## MARC W160 (1L) FLUO

**Light source:**

Fluo. 35W (G5)

**Weight :**

Net kg: 4.4

Gross kg: 5.4


**Packaging:**

N. packages: 1

Volumen m3: 0.030

Dimensions cm: 185x15x11

## MARC W160 (2L) FLUO

**Light source:**

Fluo. 2 x 35W (G5)

**Weight :**

Net kg: 4.6

Gross kg: 5.6

**Packaging:**

N. packages: 1

Volumen m3: 0.030

Dimensions cm: 185x15x11

## Collection



Designer  
Technical drawing  
Fotometría  
3D